



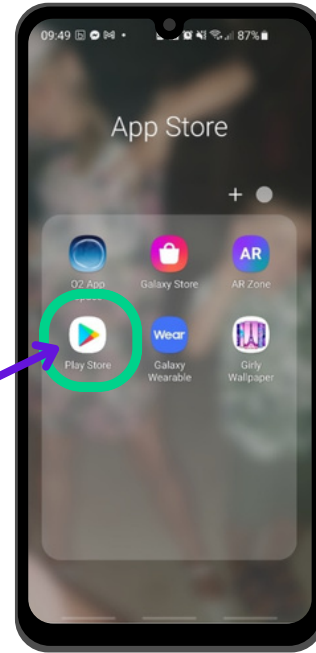
## How to download the Amazon Alexa App on an Android Device



### Step 1:

On your smartphone open the Google Play Store as marked in the screen shot below.

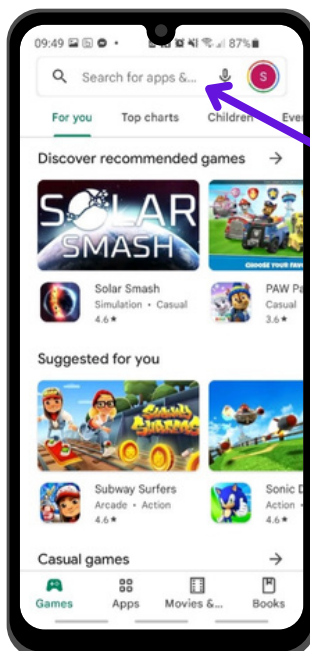
Tap Here!




### Step 2:

Once the Google Play Store has loaded, tap in the search bar marked below.

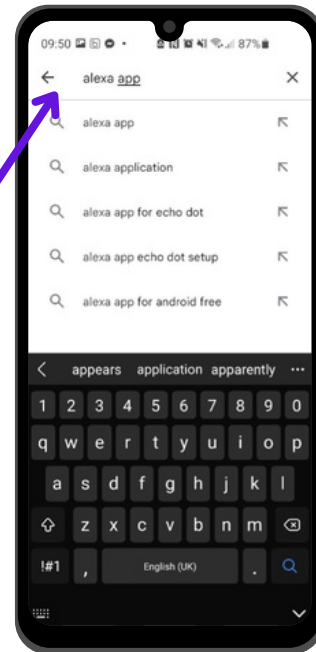

Tap Here!





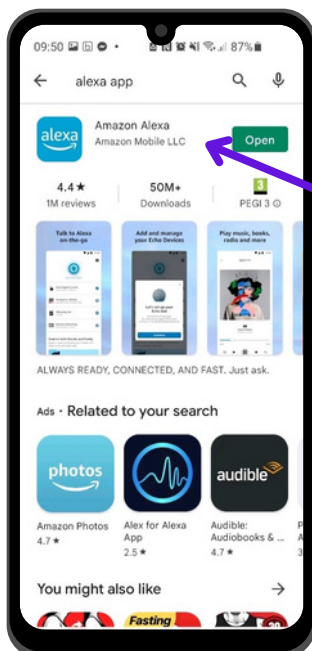
### Step 3:


Search for the “Alexa App”.



### Step 4:

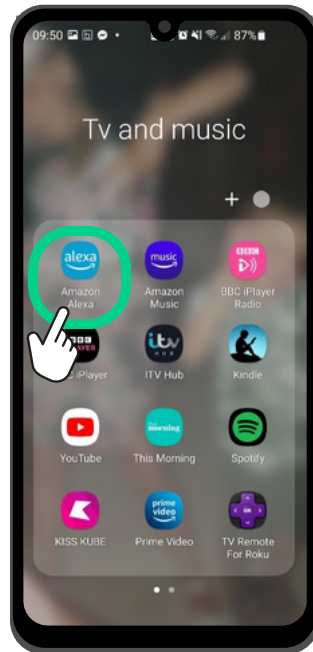
Tap the top result to start downloading the Alexa App as shown in the screenshot below.






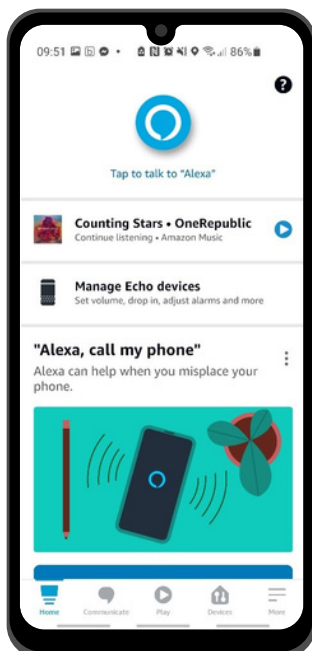
## Step 5:

Once the download has completed, the Alexa App will be available on the home screen of your smartphone as shown below.



## Step 6:

Tap the Alexa App as circled in the screenshot above to load the app.



**Top Tip** - Check out our other guides on the Digital Health Devon website. We also have video tutorials available on our YouTube channel which can be found by clicking [here](#)